

Majirel GLOW

L'ORÉAL
PROFESSIONNEL
PARIS

10 SHADES FOR LIGHT BASES

Specially formulated for levels 6-10. Use alone on any light base or mix with light Majirel shades.

NEW SHADES

| LEVEL | NEW | NEW | NEW | | | | | NEW | NEW | |
|-------|---------|---------|----------|---------|---------|---------|---------|---------|---------|---------|
| | L.01/NB | L.11/BB | L.10/BBB | L.02/NV | L.22/VV | L.12/BV | L.13/BG | L.21/VB | L.18/BM | L.28/VM |
| 9 | | | | | | | | | | |
| 8 | | | | | | | | | | |
| 7 | | | | | | | | | | |
| 6 | | | | | | | | | | |

Swatches shown on virgin hair using 20-vol. Majicrème Developer

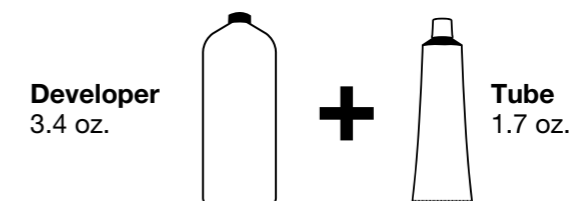
FOR ONE APPLICATION

1.5 : 1 mixing ratio: 2.6 oz. Majicrème Developer + 1 tube

| LEVELS OF LIFT | 20-VOL | 30-VOL |
|----------------|----------------|----------------|
| | Up to 2 levels | Up to 3 levels |

PRO TIP:

Use the undercoat of the hair to inform which GLOW shade you choose.



WHITE BLENDING

Majirel GLOW is not designed for white coverage.

| % OF WHITE | MIXING INSTRUCTIONS |
|------------------------|--|
| UP TO 30% WHITE | ½ tube of Majirel GLOW + ½ tube Majirel Natural shade (N) + 20-vol. Majicrème Developer. |

MIXING INSTRUCTIONS

Customize the luminosity, sheerness, and tone of your formulas by mixing Majirel Classic and Majirel GLOW.

For GLOW results, we do not recommend going beyond equal parts Majirel GLOW : Majirel Classic.



NEW *INTRODUCING*
Majirel GLOW CLEAR
Use alone or mix with GLOW to soften tone

Majirel GLOW

L'ORÉAL
PROFESSIONNEL
PARIS

8 SHADES FOR DARK BASES

Specially formulated for levels 1-5. Use alone on any dark base or mix with dark Majirel shades.

NEW SHADES

| LEVEL | NEW | | NEW | | | | NEW | |
|-------|----------|---------|---------|---------|---------|---------|---------|---------|
| | D.17/BGr | D.01/NB | D.11/BB | D.22/VV | D.20/VV | D.12/BV | D.13/BG | D.21/VB |
| 5 | | | | | | | | |
| 4 | | | | | | | | |
| 3 | | | | | | | | |
| 2 | | | | | | | | |

Swatches shown on virgin hair using 20-vol. Majicrème Developer

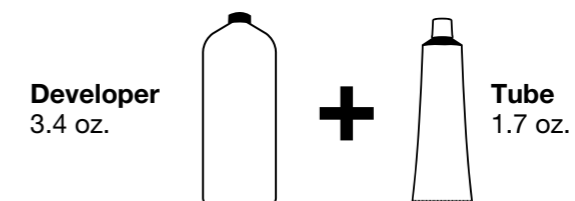
FOR ONE APPLICATION

1.5 : 1 mixing ratio: 2.6 oz. Majicrème Developer + 1 tube

| LEVELS OF LIFT | 20-VOL | 30-VOL |
|----------------|----------------|----------------|
| | Up to 2 levels | Up to 3 levels |

PRO TIP:

Use the undercoat of the hair to inform which GLOW shade you choose.



WHITE BLENDING

Majirel GLOW is not designed for white coverage.

| % OF WHITE | MIXING INSTRUCTIONS |
|-----------------|--|
| UP TO 30% WHITE | ½ tube of Majirel GLOW + ½ tube Majirel Natural shade (N) + 20-vol. Majicrème Developer. |

MIXING INSTRUCTIONS

Customize the luminosity, sheerness, and tone of your formulas by mixing Majirel Classic and Majirel GLOW.

For GLOW results, we do not recommend going beyond equal parts Majirel GLOW : Majirel Classic.

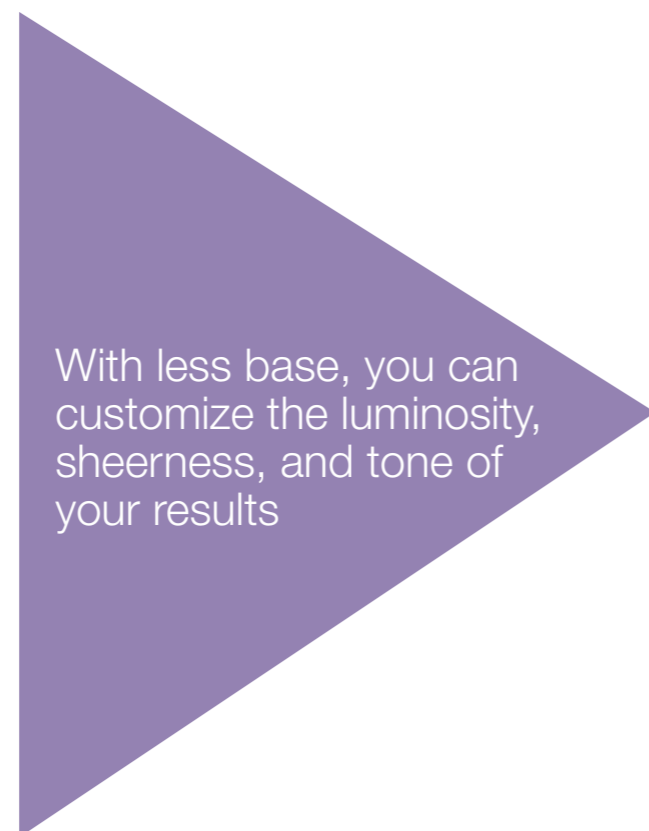



INTRODUCING
Majirel GLOW CLEAR

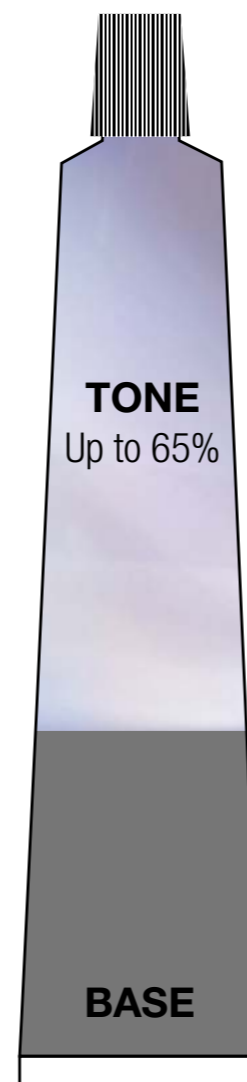
Use alone or mix with GLOW to soften tone

NO LEVEL, TONE-FOCUSED FORMULAS

Majirel



Majirel GLOW



+50% light reflection
4X more translucency
vs. Majirel Classic



NEW! 12.5-VOL. DEVELOPER
LAUNCHED TO BE USED EXCLUSIVELY WITH GLOW!

*Not recommended for use with other Majirel shades.

DEVELOPER PRO TIPS:
12.5-vol. for regrowth
20- & 30-vol. for midlengths & ends