






## ULTRA LIGHT BLONDING FOR DARK NATURAL BASES

- Lifts up to 4 levels
- Covers up to 30% white
- Ideal base level 1-4

Majilift™


<p><b>607/NGr</b> Lightest Natural Coolest Brown</p> 	<p><b>601/NB</b> Lightest Natural Cool Brown</p> 
<p><b>600S/NN</b> Super High Lift Lightening Crème on Level 2</p> 	<p><b>600S/NN</b> Super High Lift Lightening Crème on Level 4</p> 

**IDEAL BASE**  
1 - 4

## FOR ONE APPLICATION

**2 : 1 mixing ratio:** 3.4 oz. Majicrème Developer + 1 tube

LEVEL OF LIFT	20-VOL Up to 3 levels	30-VOL Up to 4 levels
USAGE	Maximum neutralization	Maximum lift



## APPLICATION

### VIRGIN APPLICATION

- Apply mixture ½ inch away from scalp to the mid-lengths/ends
- Process for 15 - 20 minutes
- Apply mixture to the new growth and re-apply to mid-lengths/ends
- Develop for full development time

### RE-GROWTH APPLICATION

- Apply to dry, unwashed new growth
- Process for full development time
- Take through using DIALIGHT shade of choice with 6-volume developer for 5-10 minutes before then end of the development time, depending on the color on the mid-lengths/ends

**DEVELOPMENT TIME: 30 MINUTES**

## RINSING

When development time is complete, add a little warm water to the hair and gently emulsify. Thoroughly rinse color from the hair and shampoo twice with L'Oréal Professionnel Post-Color Shampoo.